INDEX

Page 3 ONE - TOUCH FITTINGS

Page 13 SPEED CONTROLLERS

Page 16 COMPACT ONE - TOUCH FITTINGS

Page 20 HAND VALVES

Page 22 STOP FITTINGS

Page 24 CHECK VALVES

Page 26 TWO - TOUCH FITTINGS

Page 27 TUBE

Page 28 AIR GUN

Page 28 OIL EJECTOR LINE

Page 29 SILENCERS

Page 30 COUPLERS



CDC PNEUMATICS

Registered trademark and trade logo of CDC PNEUMATICS

WWW.CDCPNEUMATICS.COM
SALES@CDCPNEUMATICS.COM

ONE - TOUCH FITTINGS

CONSTRUCTION

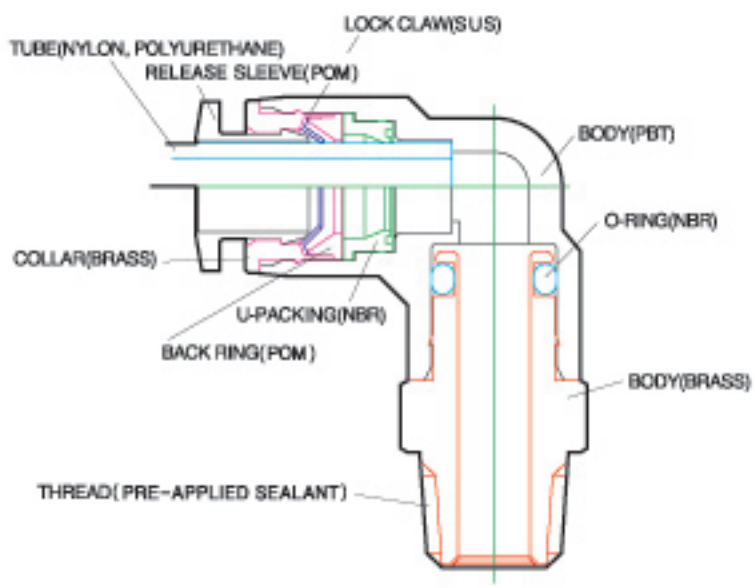

FEATURES

- One -Touch push-to-connect configuration allows an instant tubing connection.
- Smooth-Edge release sleeve design facilitates a quick tubing disconnection.
- Aesthetically pleasing nickel-plated metallic optional feature ensures anti-corrosion and anti-contamination properties for an extended product life.
- Pre-applied sealant on all external threads eliminates the additional sealing requirement.
- Internal and/or external flat-to-flat hexagonal configurations for both metric and inch specifications allow a proper tightening or directional orientation upon installation by using L key or allen wrench for the applicable model types.

SPECIFICATIONS

Applicable Fluid Type	AIR (No other type of gas or liquid)	
Working Pressure Range	0~150 PSI	0~9.9Kg F/cm² (0~990K Pa)
Negative Pressure	-29.5 in Hg	-750mm Hg (10 Torr)
Working Temperature Range	32~140°F	0 ~ 60℃

PRODUCT CODE DESIGNATION

PC	06	01
ⓐ	ⓑ	ⓒ

ⓐ MODEL TYPE

ⓑ TUBE OUTER DIAMETER(ΦD)

	METRIC TUBE						INCH TUBE					
CODE	04	06	08	10	12	16	5/32	3/16	1/4	5/16	3/8	1/2
ΦD	4mm	6mm	8mm	10mm	12mm	16mm	5/32"	3/16"	1/4"	5/16"	3/8"	1/2"

	RELEASE SLEEVE COLOR	
TUBE TYPE	METRIC	INCH
COLOR	BLUE	BLACK

ⓒ THREAD TYPE & SIZE(T)

- METRIC & R(PT) THREAD

	METRIC THREAD		R(PT) THREAD			
CODE	M5	M6	01	02	03	04
SIZE	M5 x 0.8	M6 x 1.0	R1/8	R1/4	R3/8	R1/2

- INCH (UNF & NPT) THREAD

	UNF THREAD	NPT THREAD			
CODE	U	N1	N2	N3	N4
SIZE	10 - 32UNF	NPT 1/8	NPT 1/4	NPT 3/8	NPT 1/2

PC

Male Straight

MODEL [ØD-T]							
Tube(Metric)-Thread(R)			Tube(Inch)-Thread(R)		Tube(Inch)-Thread(NPT)		
PC 04-M5	PC 06-03	PC 10-04	PC 1/4-01	PC 3/8-04	PC 5/32-U	PC 1/4-N2	PC 1/2-N2
PC 04-M6	PC 06-04	PC 12-01	PC 1/4-02	PC 1/2-02	PC 5/32-N1	PC 1/4-N3	PC 1/2-N3
PC 04-01	PC 08-01	PC 12-02	PC 1/4-03	PC 1/2-03	PC 5/32-N2	PC 5/16-N1	PC 1/2-N4
PC 04-02	PC 08-02	PC 12-03	PC 5/16-01	PC 1/2-04	PC 3/16-U	PC 5/16-N2	
PC 04-03	PC 08-03	PC 12-04	PC 5/16-02		PC 3/16-N1	PC 5/16-N3	
PC 06-M5	PC 08-04	PC 16-03	PC 5/16-03		PC 3/16-N2	PC 3/8-N1	
PC 06-M6	PC 10-01	PC 16-04	PC 3/8-01		PC 3/16-N3	PC 3/8-N2	
PC 06-01	PC 10-02		PC 3/8-02		PC 1/4-U	PC 3/8-N3	
PC 06-02	PC 10-03		PC 3/8-03		PC 1/4-N1	PC 3/8-N4	

PCF

Female Straight

MODEL [ØD-T]						
Tube(Metric)-Thread(Rc)			Tube(Inch)-Thread(Rc)	Tube(Inch)-Thread(NPT)		
PCF 04-01	PCF 08-04	PCF 12-02	PCF 1/4-01	PCF 5/32-N1	PCF 5/16-N1	PCF 1/2-N2
PCF 04-02	PCF 10-01	PCF 12-03	PCF 1/4-02	PCF 5/32-N2	PCF 5/16-N2	PCF 1/2-N3
PCF 04-03	PCF 10-02	PCF 12-04	PCF 5/16-01	PCF 3/16-N1	PCF 5/16-N3	
PCF 06-01	PCF 10-03		PCF 5/16-02	PCF 3/16-N2	PCF 3/8-N2	
PCF 06-02	PCF 10-04		PCF 3/8-02	PCF 1/4-N1	PCF 3/8-N3	
PCF 06-03			PCF 3/8-03	PCF 1/4-N2		
PCF 08-01						
PCF 08-02						
PCF 08-03						

POC

Round male Straight

MODEL [ØD-T]						
Tube(Metric)-Thread(R)			Tube(Inch)-Thread(R)	Tube(Inch)-Thread(NPT)		
POC 04-M5	POC 06-03	POC 12-01	POC 1/4-01	POC 5/32-U	POC 3/8-N2	POC 1/2-N2
POC 04-M6	POC 08-01	POC 12-02	POC 1/4-02	POC 5/32-N1	POC 3/8-N3	POC 1/2-N3
POC 04-01	POC 08-02	POC 12-03	POC 5/16-01	POC 1/4-U	POC 3/8-N4	POC 1/2-N4
POC 04-02	POC 08-03	POC 12-04	POC 5/16-02	POC 1/4-N1		
POC 04-03	POC 08-04		POC 5/16-03	POC 1/4-N2		
POC 06-M5	POC 10-01		POC 3/8-02	POC 5/16-N1		
POC 06-M6	POC 10-02		POC 3/8-03	POC 5/16-N2		
POC 06-01	POC 10-03		POC 3/8-04	POC 5/16-N3		
POC 06-02	POC 10-04					

PMM

Bulkhead Union

MODEL [ØD]	
Tube(Metric)	Tube(Inch)
PMM 04	PMM 5/32
PMM 06	PMM 3/16
PMM 08	PMM 1/4
PMM 10	PMM 5/16
PMM 12	PMM 3/8
	PMM 1/2

PCP

Coupler Plug

MODEL [ØD]	
Tube(Metric)	Tube(Inch)
PCP 04	PCP 5/32
PCP 06	PCP 3/16
PCP 08	PCP 1/4
PCP 10	PCP 5/16
PCP 12	PCP 3/8
PCP 16	PCP 1/2

PMF

Bulkhead Female Straight

MODEL [ØD-T]			
Tube(Metric)-Thread(Rc)		Tube(Inch)-Thread(NPT)	
PMF 04-01	PMF 08-04	PMF 5/32-N1	PMF 3/8-N2
PMF 04-02	PMF 10-01	PMF 3/16-N1	PMF 3/8-N3
PMF 04-03	PMF 10-02	PMF 3/16-N2	PMF 1/2-N3
PMF 06-01	PMF 10-03	PMF 1/4-N1	PMF 1/2-N4
PMF 06-02	PMF 10-04	PMF 1/4-N2	
PMF 06-03	PMF 12-02	PMF 5/16-N1	
PMF 08-01	PMF 12-03	PMF 5/16-N2	
PMF 08-02	PMF 12-04	PMF 5/16-N3	
PMF 08-03			

PL

Male Elbow

● Swivel rotating type

MODEL[ØD-T]							
Tube(Metric)-Thread(R)			Tube(Inch)-Thread(R)		Tube(Inch)-Thread(NPT)		
PL 04-M5	PL 06-03	PL 10-04	PL 1/4-01	PL 3/8-04	PL 5/32-U	PL 1/4-N2	PL 1/2-N2
PL 04-M6	PL 06-04	PL 12-01	PL 1/4-02	PL 1/2-02	PL 5/32-N1	PL 1/4-N3	PL 1/2-N3
PL 04-01	PL 08-01	PL 12-02	PL 1/4-03	PL 1/2-03	PL 5/32-N2	PL 5/16-N1	PL 1/2-N4
PL 04-02	PL 08-02	PL 12-03	PL 5/16-01	PL 1/2-04	PL 3/16-U	PL 5/16-N2	
PL 04-03	PL 08-03	PL 12-04	PL 5/16-02		PL 3/16-N1	PL 5/16-N3	
PL 06-M5	PL 08-04	PL 16-03	PL 5/16-03		PL 3/16-N2	PL 3/8-N1	
PL 06-M6	PL 10-01	PL 16-04	PL 3/8-01		PL 3/16-N3	PL 3/8-N2	
PL 06-01	PL 10-02		PL 3/8-02		PL 1/4-U	PL 3/8-N3	
PL 06-02	PL 10-03		PL 3/8-03		PL 1/4-N1	PL 3/8-N4	

PLF

Female Elbow

● Swivel rotating type

MODEL[ØD-T]			
Tube(Metric)-Thread(Rc)		Tube(Inch)-Thread(NPT)	
PLF 04-M5	PLF 08-02	PLF 5/32-N1	PLF 3/8-N2
PLF 04-M6	PLF 08-03	PLF 3/16-N1	PLF 3/8-N3
PLF 04-01	PLF 10-02	PLF 3/16-N2	PLF 1/2-N3
PLF 06-M5	PLF 10-03	PLF 1/4-N1	PLF 1/2-N4
PLF 06-M6	PLF 10-04	PLF 1/4-N2	
PLF 06-01	PLF 12-02	PLF 5/16-N1	
PLF 06-02	PLF 12-03	PLF 5/16-N2	
PLF 06-03	PLF 12-04	PLF 5/16-N3	
PLF 08-01			

PLL

Extended Male Elbow

● Swivel rotating type

MODEL[ØD-T]						
Tube(Metric)-Thread(R)			Tube(Inch)-Thread(R)	Tube(Inch)-Thread(NPT)		
PLL 04-M5	PLL 06-03	PLL 10-04	PLL 1/4-01	PLL 5/32-U	PLL 5/16-N1	PLL 1/2-N2
PLL 04-M6	PLL 06-04	PLL 12-01	PLL 1/4-02	PLL 5/32-N1	PLL 5/16-N2	PLL 1/2-N3
PLL 04-01	PLL 08-01	PLL 12-02	PLL 5/16-01	PLL 3/16-N1	PLL 5/16-N3	PLL 1/2-N4
PLL 04-02	PLL 08-02	PLL 12-03	PLL 5/16-02	PLL 3/16-N2	PLL 3/8-N2	
PLL 04-03	PLL 08-03	PLL 12-04	PLL 3/8-02	PLL 3/16-N3	PLL 3/8-N3	
PLL 06-M5	PLL 08-04		PLL 3/8-03	PLL 1/4-N1	PLL 3/8-N4	
PLL 06-M6	PLL 10-01			PLL 1/4-N2		
PLL 06-01	PLL 10-02			PLL 1/4-N3		
PLL 06-02	PLL 10-03					

PT

Male Branch Tee

● Swivel rotating type

MODEL[ØD-T]							
Tube(Metric)-Thread(R)			Tube(Inch)-Thread(R)		Tube(Inch)-Thread(NPT)		
PT 04-M5	PT 06-03	PT 10-04	PT 1/4-01	PT 3/8-04	PT 5/32-U	PT 1/4-N2	PT 1/2-N2
PT 04-M6	PT 06-04	PT 12-01	PT 1/4-02	PT 1/2-02	PT 5/32-N1	PT 1/4-N3	PT 1/2-N3
PT 04-01	PT 08-01	PT 12-02	PT 1/4-03	PT 1/2-03	PT 5/32-N2	PT 5/16-N1	PT 1/2-N4
PT 04-02	PT 08-02	PT 12-03	PT 5/16-01	PT 1/2-04	PT 3/16-U	PT 5/16-N2	
PT 04-03	PT 08-03	PT 12-04	PT 5/16-02		PT 3/16-N1	PT 5/16-N3	
PT 06-M5	PT 08-04	PT 16-03	PT 5/16-03		PT 3/16-N2	PT 3/8-N1	
PT 06-M6	PT 10-01	PT 16-04	PT 3/8-01		PT 3/16-N3	PT 3/8-N2	
PT 06-01	PT 10-02		PT 3/8-02		PT 1/4-U	PT 3/8-N3	
PT 06-02	PT 10-03		PT 3/8-03		PT 1/4-N1	PT 3/8-N4	

PTF

Female Branch Tee

● Swivel rotating type

MODEL[ØD-T]			
Tube(Metric)-Thread(Rc)		Tube(Inch)-Thread(NPT)	
PTF 04-M5	PTF 08-02	PTF 5/32-N1	PTF 3/8-N2
PTF 04-M6	PTF 08-03	PTF 3/16-N1	PTF 3/8-N3
PTF 04-01	PTF 10-02	PTF 3/16-N2	PTF 1/2-N3
PTF 06-M5	PTF 10-03	PTF 1/4-N1	PTF 1/2-N4
PTF 06-M6	PTF 10-04	PTF 1/4-N2	
PTF 06-01	PTF 12-02	PTF 5/16-N1	
PTF 06-02	PTF 12-03	PTF 5/16-N2	
PTF 06-03	PTF 12-04	PTF 5/16-N3	
PTF 08-01			

PST

Male Run Tee

● Swivel rotating type

MODEL[ØD-T]							
Tube(Metric)-Thread(R)			Tube(Inch)-Thread(R)		Tube(Inch)-Thread(NPT)		
PST 04-M5	PST 06-03	PST 10-04	PST 1/4-01	PST 1/2-02	PST 5/32-U	PST 1/4-N2	PST 1/2-N2
PST 04-M6	PST 06-04	PST 12-01	PST 1/4-02	PST 1/2-03	PST 5/32-N1	PST 1/4-N3	PST 1/2-N3
PST 04-01	PST 08-01	PST 12-02	PST 1/4-03	PST 1/2-04	PST 5/32-N2	PST 5/16-N1	PST 1/2-N4
PST 04-02	PST 08-02	PST 12-03	PST 5/16-01		PST 3/16-U	PST 5/16-N2	
PST 04-03	PST 08-03	PST 12-04	PST 5/16-02		PST 3/16-N1	PST 5/16-N3	
PST 06-M5	PST 08-04		PST 5/16-03		PST 3/16-N2	PST 3/8-N1	
PST 06-M6	PST 10-01		PST 3/8-02		PST 3/16-N3	PST 3/8-N2	
PST 06-01	PST 10-02		PST 3/8-03		PST 1/4-U	PST 3/8-N3	
PST 06-02	PST 10-03		PST 3/8-04		PST 1/4-N1	PST 3/8-N4	

PWT

Male Y

● Swivel rotating type

MODEL[ØD-T]							
Tube(Metric)-Thread(R)			Tube(Inch)-Thread(R)		Tube(Inch)-Thread(NPT)		
PWT 04-M5	PWT 06-03	PWT 10-04	PWT 1/4-01	PWT 1/2-02	PWT 5/32-U	PWT 1/4-N2	PWT 1/2-N2
PWT 04-M6	PWT 06-04	PWT 12-01	PWT 1/4-02	PWT 1/2-03	PWT 5/32-N1	PWT 1/4-N3	PWT 1/2-N3
PWT 04-01	PWT 08-01	PWT 12-02	PWT 1/4-03	PWT 1/2-04	PWT 5/32-N2	PWT 5/16-N1	PWT 1/2-N4
PWT 04-02	PWT 08-02	PWT 12-03	PWT 5/16-01		PWT 3/16-U	PWT 5/16-N2	
PWT 04-03	PWT 08-03	PWT 12-04	PWT 5/16-02		PWT 3/16-N1	PWT 5/16-N3	
PWT 06-M5	PWT 08-04		PWT 5/16-03		PWT 3/16-N2	PWT 3/8-N2	
PWT 06-M6	PWT 10-01		PWT 3/8-02		PWT 3/16-N3	PWT 3/8-N3	
PWT 06-01	PWT 10-02		PWT 3/8-03		PWT 1/4-U	PWT 3/8-N4	
PWT 06-02	PWT 10-03		PWT 3/8-04		PWT 1/4-N1		

PH

Male Banjo

● Swivel rotating type

MODEL[ØD-T]						
Tube(Metric)-Thread(R)			Tube(Inch)-Thread(R)	Tube(Inch)-Thread(NPT)		
PH 04-M5	PH 08-01	PH 12-03	PH 1/4-01	PH 1/8-U	PH 1/4-N1	PH 1/2-N3
PH 04-M6	PH 08-02	PH 12-04	PH 1/4-02	PH 5/32-U	PH 1/4-N2	PH 1/2-N4
PH 04-01	PH 08-03		PH 5/16-01	PH 5/32-N1	PH 5/16-N1	
PH 06-M5	PH 08-04		PH 5/16-02	PH 3/16-U	PH 5/16-N2	
PH 06-M6	PH 10-02		PH 5/16-03	PH 3/16-N1	PH 5/16-N3	
PH 06-01	PH 10-03		PH 3/8-02	PH 3/16-N2	PH 3/8-N2	
PH 06-02	PH 10-04		PH 3/8-03	PH 3/16-N3	PH 3/8-N3	
PH 06-03						

PHF

Female Banjo

● Swivel rotating type

MODEL[ØD-T]						
Tube(Metric)-Thread(R)			Tube(Inch)-Thread(R)	Tube(Inch)-Thread(NPT)		
PHF 04-M5	PHF 08-01	PHF 12-03	PHF 1/4-M5	PHF 1/8-U	PHF 1/4-N1	PHF 1/2-N3
PHF 04-M6	PHF 08-02	PHF 12-04	PHF 1/4-01	PHF 5/32-U	PHF 1/4-N2	PHF 1/2-N4
PHF 04-01	PHF 08-03		PHF 1/4-02	PHF 5/32-N1	PHF 5/16-N1	
PHF 06-M5	PHF 10-02		PHF 5/16-01	PHF 3/16-U	PHF 5/16-N2	
PHF 06-M6	PHF 10-03		PHF 5/16-02	PHF 3/16-N1	PHF 5/16-N3	
PHF 06-01			PHF 5/16-03	PHF 3/16-N2	PHF 3/8-N2	
PHF 06-02			PHF 3/8-02		PHF 3/8-N3	
			PHF 3/8-03			

PUC

Union Straight

MODEL[ØD]	
Tube(Metric)	Tube(Inch)
PUC 04	PUC 5/32
PUC 06	PUC 3/16
PUC 08	PUC 1/4
PUC 10	PUC 5/16
PUC 12	PUC 3/8
PUC 16	PUC 1/2

PUL

Union Elbow

MODEL[ØD]	
Tube(Metric)	Tube(Inch)
PUL 04	PUL 5/32
PUL 06	PUL 3/16
PUL 08	PUL 1/4
PUL 10	PUL 5/16
PUL 12	PUL 3/8
PUL 16	PUL 1/2

PUT

Union Tee

MODEL[ØD]	
Tube(Metric)	Tube(Inch)
PUT 04	PUT 5/32
PUT 06	PUT 3/16
PUT 08	PUT 1/4
PUT 10	PUT 5/16
PUT 12	PUT 3/8
PUT 16	PUT 1/2

PY

Union Y

MODEL[ØD]	
Tube(Metric)	Tube(Inch)
PY 04	PY 5/32
PY 06	PY 3/16
PY 08	PY 1/4
PY 10	PY 5/16
PY 12	PY 3/8
	PY 1/2

PW

Reducer Y

MODEL[ØD1-ØD2]	
Tube(Metric)	Tube(Inch)
PW 06-04	PW 3/16-5/32
PW 08-04	PW 1/4-5/32
PW 08-06	PW 1/4-3/16
PW 10-06	PW 5/16-5/32
PW 10-08	PW 5/16-1/4
PW 12-08	PW 3/8-1/4
PW 12-10	PW 3/8-5/16
	PW 1/2-5/16
	PW 1/2-3/8

PG

Reducer

MODEL[ØD1-ØD2]	
Tube(Metric)	Tube(Inch)
PG 06-04	PG 3/16-5/32
PG 08-04	PG 1/4-5/32
PG 08-06	PG 1/4-3/16
PG 10-06	PG 5/16-5/32
PG 10-08	PG 5/16-1/4
PG 12-08	PG 3/8-1/4
PG 12-10	PG 3/8-5/16
PG 16-12	PG 1/2-5/16
	PG 1/2-3/8

PGT

Reducer Tee

MODEL[ØD1-ØD2]	
Tube(Metric)	Tube(Inch)
PGT 06-04	PGT 1/4-5/32
PGT 08-06	PGT 5/16-1/4
PGT 10-06	PGT 3/8-1/4
PGT 10-08	PGT 3/8-5/16
PGT 12-08	PGT 1/2-3/8
PGT 12-10	
PGT 16-10	
PGT 16-12	

PLJ

Plug-In Elbow

MODEL[ØD]	
Tube(Metric)	Tube(Inch)
PLJ 04	PLJ 5/32
PLJ 06	PLJ 3/16
PLJ 08	PLJ 1/4
PLJ 10	PLJ 5/16
PLJ 12	PLJ 3/8
PLJ 16	PLJ 1/2

PGJ

Plug-In Reducer

MODEL[ØD1-ØD2]		
Tube(Metric)	Tube(Metric)-Tube(Inch)	Tube(Inch)
PGJ 06-04	PGJ 08-1/4	PGJ 1/4-5/32
PGJ 08-04	PGJ 10-1/4	PGJ 5/16-5/32
PGJ 08-06	PGJ 10-5/16	PGJ 5/16-1/4
PGJ 10-06	PGJ 12-1/4	PGJ 3/8-1/4
PGJ 10-08	PGJ 12-5/16	PGJ 3/8-5/16
PGJ 12-06	PGJ 12-3/8	PGJ 1/2-1/4
PGJ 12-08		PGJ 1/2-5/16
PGJ 12-10		PGJ 1/2-3/8

PYJ

Plug-In Y

MODEL[ØD]	
Tube(Metric)	Tube(Inch)
PYJ 04	PYJ 5/32
PYJ 06	PYJ 3/16
PYJ 08	PYJ 1/4
PYJ 10	PYJ 5/16
PYJ 12	PYJ 3/8
	PYJ 1/2

PWJ

Plug-In Reducer Y

MODEL[ØD1-ØD2]	
Tube(Metric)	Tube(Inch)
PWJ 06-04	PWJ 1/4-5/32
PWJ 08-06	PWJ 5/16-1/4
PWJ 10-08	PWJ 3/8-1/4
PWJ 12-10	PWJ 3/8-5/16

PTJ

Plug-In Branch Tee

MODEL[ØD1-ØD2]	
Tube(Metric)	Tube(Inch)
PTJ 04	PTJ 5/32
PTJ 06	PTJ 3/16
PTJ 08	PTJ 1/4
PTJ 10	PTJ 5/16
PTJ 12	PTJ 3/8
PTJ 06-04	PTJ 1/2
PTJ 08-06	PTJ 1/4-5/32
PTJ 10-08	PTJ 5/16-1/4
PTJ 12-10	PTJ 3/8-1/4
	PTJ 3/8-5/16

PSJ

Plug-In Run Tee

MODEL[ØD1-ØD2]	
Tube(Metric)	Tube(Inch)
PSJ 04	PSJ 5/32
PSJ 06	PSJ 3/16
PSJ 08	PSJ 1/4
PSJ 10	PSJ 5/16
PSJ 12	PSJ 3/8
PSJ 06-04	PSJ 1/2
PSJ 08-06	PSJ 1/4-5/32
PSJ 10-08	PSJ 5/16-1/4
PSJ 12-10	PSJ 3/8-1/4
	PSJ 3/8-5/16

PIJ

Tube Splicer

MODEL[ØD]	
Tube(Metric)	Tube(Inch)
PIJ 04	PIJ 5/32
PIJ 06	PIJ 3/16
PIJ 08	PIJ 1/4
PIJ 10	PIJ 5/16
PIJ 12	PIJ 3/8
PIJ 16	PIJ 1/2

PIG

Reducer Tube Splicer

MODEL[ØD1-ØD2]	
Tube(Metric)	Tube(Inch)
PIG 06-04	PIG 3/16-5/32
PIG 08-04	PIG 1/4-5/32
PIG 08-06	PIG 1/4-3/16
PIG 10-06	PIG 5/16-1/4
PIG 10-08	PIG 3/8-1/4
PIG 12-08	PIG 3/8-5/16
PIG 12-10	PIG 1/2-3/8
PIG 16-12	

PP

Plug

MODEL[ØD]	
Tube(Metric)	Tube(Inch)
PP 04	PP 5/32
PP 06	PP 3/16
PP 08	PP 1/4
PP 10	PP 5/16
PP 12	PP 3/8
PP 16	PP 1/2

PPF

Cap

MODEL[ØD]	
Tube(Metric)	Tube(Inch)
PPF 04	PPF 5/32
PPF 06	PPF 3/16
PPF 08	PPF 1/4
PPF 10	PPF 5/16
PPF 12	PPF 3/8
PPF 16	PPF 1/2

PZA

Union Cross

MODEL[ØD]	
Tube(Metric)	Tube(Inch)
PZA 04	PZA 5/32
PZA 06	PZA 3/16
PZA 08	PZA 1/4
PZA 10	PZA 5/16
PZA 12	PZA 3/8
	PZA 1/2

PKG

Reducer Triple Branch Union

MODEL[ØD1-ØD2]	
Tube(Metric)	Tube(Inch)
PKG 06-04	PKG 3/16-5/32
PKG 08-04	PKG 1/4-5/32
PKG 08-06	PKG 5/16-5/32
PKG 10-06	PKG 5/16-3/16
PKG 10-08	PKG 5/16-1/4
	PKG 3/8-1/4
	PKG 3/8-5/16

PKD

Male Reducer Triple Branch

● Swivel rotating type

MODEL[ØD1-ØD2-T]	
Tube(Metric)	Tube(Inch)
PKD 06-04-01	PKD 3/16-5/32-N1
PKD 08-04-02	PKD 1/4-5/32-N1
PKD 08-06-02	PKD 5/16-5/32-N2
PKD 10-08-03	PKD 5/16-3/16-N2
	PKD 5/16-1/4-N2
	PKD 3/8-5/16-N3
	PKD 3/8-1/4-N3

PKJ

Plug-In Reducer Triple Branch

MODEL[ØD1-ØD2]	
Tube(Metric)	Tube(Inch)
PKJ 06-04	PKJ 3/16-5/32
PKJ 08-04	PKJ 1/4-5/32
PKJ 08-06	PKJ 5/16-5/32
PKJ 10-08	PKJ 5/16-3/16
	PKJ 5/16-1/4
	PKJ 3/8-1/4
	PKJ 3/8-5/16

PHL

Double Universal Elbow

MODEL[ØD-T] Tube(Metric)-Thread(R)	
PHL 04-01(2)	PHL 08-03(2)
PHL 04-02(2)	PHL 08-04(2)
PHL 04-03(2)	PHL 10-01(2)
PHL 04-04(2)	PHL 10-02(2)
PHL 06-01(2)	PHL 10-03(2)
PHL 06-02(2)	PHL 10-04(2)
PHL 06-03(2)	PHL 12-02(2)
PHL 06-04(2)	PHL 12-03(2)
PHL 08-01(2)	PHL 12-04(2)
PHL 08-02(2)	

PHL

Triple Universal Elbow

MODEL[ØD-T] Tube(Metric)-Thread(R)	
PHL 04-01(3)	PHL 08-03(3)
PHL 04-02(3)	PHL 08-04(3)
PHL 04-03(3)	PHL 10-01(3)
PHL 04-04(3)	PHL 10-02(3)
PHL 06-01(3)	PHL 10-03(3)
PHL 06-02(3)	PHL 10-04(3)
PHL 06-03(3)	PHL 12-02(3)
PHL 06-04(3)	PHL 12-03(3)
PHL 08-01(3)	PHL 12-04(3)
PHL 08-02(3)	

PHT

Single Universal Tee

MODEL[ØD-T] Tube(Metric)-Thread(R)	
PHT 04-01(1)	PHT 08-03(1)
PHT 04-02(1)	PHT 08-04(1)
PHT 04-03(1)	PHT 10-01(1)
PHT 04-04(1)	PHT 10-02(1)
PHT 06-01(1)	PHT 10-03(1)
PHT 06-02(1)	PHT 10-04(1)
PHT 06-03(1)	PHT 12-02(1)
PHT 06-04(1)	PHT 12-03(1)
PHT 08-01(1)	PHT 12-04(1)
PHT 08-02(1)	

PHT

Double Universal Tee

MODEL[ØD-T] Tube(Metric)-Thread(R)	
PHT 04-01(2)	PHT 08-03(2)
PHT 04-02(2)	PHT 08-04(2)
PHT 04-03(2)	PHT 10-01(2)
PHT 04-04(2)	PHT 10-02(2)
PHT 06-01(2)	PHT 10-03(2)
PHT 06-02(2)	PHT 10-04(2)
PHT 06-03(2)	PHT 12-02(2)
PHT 06-04(2)	PHT 12-03(2)
PHT 08-01(2)	PHT 12-04(2)
PHT 08-02(2)	

PHT

Triple Universal Tee

MODEL[ØD-T] Tube(Metric)-Thread(R)	
PHT 04-01(3)	PHT 08-03(3)
PHT 04-02(3)	PHT 08-04(3)
PHT 04-03(3)	PHT 10-01(3)
PHT 04-04(3)	PHT 10-02(3)
PHT 06-01(3)	PHT 10-03(3)
PHT 06-02(3)	PHT 10-04(3)
PHT 06-03(3)	PHT 12-02(3)
PHT 06-04(3)	PHT 12-03(3)
PHT 08-01(3)	PHT 12-04(3)
PHT 08-02(3)	

PLM

Bulkhead Union Elbow

MODEL[ØD]	
Tube(Metric)	Tube(Inch)
PLM 04	PLM 5/32
PLM 06	PLM 3/16
PLM 08	PLM 1/4
PLM 10	PLM 5/16
PLM 12	PLM 3/8
	PLM 1/2

ONE-TOUCH FITTINGS with G Thread(O-Ring)

PC-G

Male Straight

MODEL[ØD-T] Tube(Metric)-Thread(G)	
PC 04-G01	PC 10-G01
PC 04-G02	PC 10-G02
PC 04-G03	PC 10-G03
PC 06-G01	PC 10-G04
PC 06-G02	PC 12-G02
PC 06-G03	PC 12-G03
PC 08-G01	PC 12-G04
PC 08-G02	PC 16-G03
PC 08-G03	PC 16-G04
PC 08-G04	

PL-G

Male Elbow

● Swivel rotating type

MODEL[ØD-T] Tube(Metric)-Thread(G)	
PL 04-G01	PL 10-G01
PL 04-G02	PL 10-G02
PL 04-G03	PL 10-G03
PL 06-G01	PL 10-G04
PL 06-G02	PL 12-G02
PL 06-G03	PL 12-G03
PL 08-G01	PL 12-G04
PL 08-G02	PL 16-G03
PL 08-G03	PL 16-G04
PL 08-G04	

PLL-G

Extended Male Elbow

● Swivel rotating type

MODEL[ØD-T] Tube(Metric)-Thread(G)	
PLL 04-G01	PLL 10-G01
PLL 04-G02	PLL 10-G02
PLL 04-G03	PLL 10-G03
PLL 06-G01	PLL 10-G04
PLL 06-G02	PLL 12-G02
PLL 06-G03	PLL 12-G03
PLL 08-G01	PLL 12-G04
PLL 08-G02	
PLL 08-G03	
PLL 08-G04	

PT-G

Male Branch Tee

● Swivel rotating type

MODEL[ØD-T] Tube(Metric)-Thread(G)	
PT 04-G01	PT 10-G01
PT 04-G02	PT 10-G02
PT 04-G03	PT 10-G03
PT 06-G01	PT 10-G04
PT 06-G02	PT 12-G02
PT 06-G03	PT 12-G03
PT 08-G01	PT 12-G04
PT 08-G02	PT 16-G03
PT 08-G03	PT 16-G04
PT 08-G04	

PST-G

Male Run Tee

● Swivel rotating type

MODEL[ØD-T] Tube(Metric)-Thread(G)	
PST 04-G01	PST 10-G01
PST 04-G02	PST 10-G02
PST 04-G03	PST 10-G03
PST 06-G01	PST 10-G04
PST 06-G02	PST 12-G02
PST 06-G03	PST 12-G03
PST 08-G01	PST 12-G04
PST 08-G02	
PST 08-G03	
PST 08-G04	

PWT-G

Male Y

● Swivel rotating type

MODEL[ØD-T] Tube(Metric)-Thread(G)	
PWT 04-G01	PWT 10-G01
PWT 04-G02	PWT 10-G02
PWT 04-G03	PWT 10-G03
PWT 06-G01	PWT 10-G04
PWT 06-G02	PWT 12-G02
PWT 06-G03	PWT 12-G03
PWT 08-G01	PWT 12-G04
PWT 08-G02	
PWT 08-G03	
PWT 08-G04	

PH-G

Male Banjo

● Swivel rotating type

MODEL[ØD-T] Tube(Metric)-Thread(G)	
PH 04-G01	PH 10-G02
PH 04-G02	PH 10-G03
PH 04-G03	PH 10-G04
PH 06-G01	PH 12-G03
PH 06-G02	PH 12-G04
PH 06-G03	
PH 08-G01	
PH 08-G02	
PH 08-G03	
PH 08-G04	

PKD-G

Male Reducer Triple Branch

● Swivel rotating type

MODEL[ØD1-ØD2-T] Tube(Metric)-Thread(G)
PKD 06-04-G01
PKD 08-04-G02
PKD 08-06-G02
PKD 10-08-G03

PCF-G

Female Straight

MODEL[ØD-T] Tube(Metric)-Thread(G)	
PCF 04-G01	PCF 10-G01
PCF 04-G02	PCF 10-G02
PCF 04-G03	PCF 10-G03
PCF 06-G01	PCF 10-G04
PCF 06-G02	PCF 12-G02
PCF 06-G03	PCF 12-G03
PCF 08-G01	PCF 12-G04
PCF 08-G02	
PCF 08-G03	
PCF 08-G04	

PMF-G

Bulkhead Female Straight

MODEL[ØD-T] Tube(Metric)-Thread(G)	
PMF 04-G01	PMF 10-G03
PMF 04-G02	PMF 10-G04
PMF 04-G03	PMF 12-G02
PMF 06-G01	PMF 12-G03
PMF 06-G02	PMF 12-G04
PMF 06-G03	
PMF 08-G01	
PMF 08-G02	
PMF 08-G03	
PMF 10-G02	

ONE-TOUCH FITTINGS with G Thread(O-Ring)

PHF-G

Female Banjo

MODEL[ØD-T] Tube(Metric)-Thread(G)	
PHF 04-G01	PHF 08-G03
PHF 04-G02	PHF 08-G04
PHF 04-G03	PHF 10-G01
PHF 04-G04	PHF 10-G02
PHF 06-G01	PHF 10-G03
PHF 06-G02	PHF 10-G04
PHF 06-G03	PHF 12-G02
PHF 06-G04	PHF 12-G03
PHF 08-G01	PHF 12-G04
PHF 08-G02	

PHL-G

Double Universal Elbow

MODEL[ØD-T] Tube(Metric)-Thread(G)	
PHL 04-G01(2)	PHL 08-G03(2)
PHL 04-G02(2)	PHL 08-G04(2)
PHL 04-G03(2)	PHL 10-G01(2)
PHL 04-G04(2)	PHL 10-G02(2)
PHL 06-G01(2)	PHL 10-G03(2)
PHL 06-G02(2)	PHL 10-G04(2)
PHL 06-G03(2)	PHL 12-G02(2)
PHL 06-G04(2)	PHL 12-G03(2)
PHL 08-G01(2)	PHL 12-G04(2)
PHL 08-G02(2)	

PHL-G

Triple Universal Elbow

MODEL[ØD-T] Tube(Metric)-Thread(G)	
PHL 04-G01(3)	PHL 08-G03(3)
PHL 04-G02(3)	PHL 08-G04(3)
PHL 04-G03(3)	PHL 10-G01(3)
PHL 04-G04(3)	PHL 10-G02(3)
PHL 06-G01(3)	PHL 10-G03(3)
PHL 06-G02(3)	PHL 10-G04(3)
PHL 06-G03(3)	PHL 12-G02(3)
PHL 06-G04(3)	PHL 12-G03(3)
PHL 08-G01(3)	PHL 12-G04(3)
PHL 08-G02(3)	

PHT-G

Single Universal Tee

MODEL[ØD-T] Tube(Metric)-Thread(G)	
PHT 04-G01(1)	PHT 08-G03(1)
PHT 04-G02(1)	PHT 08-G04(1)
PHT 04-G03(1)	PHT 10-G01(1)
PHT 04-G04(1)	PHT 10-G02(1)
PHT 06-G01(1)	PHT 10-G03(1)
PHT 06-G02(1)	PHT 10-G04(1)
PHT 06-G03(1)	PHT 12-G02(1)
PHT 06-G04(1)	PHT 12-G03(1)
PHT 08-G01(1)	PHT 12-G04(1)
PHT 08-G02(1)	

PHT-G

Double Universal Tee

MODEL[ØD-T] Tube(Metric)-Thread(G)	
PHT 04-G01(2)	PHT 08-G03(2)
PHT 04-G02(2)	PHT 08-G04(2)
PHT 04-G03(2)	PHT 10-G01(2)
PHT 04-G04(2)	PHT 10-G02(2)
PHT 06-G01(2)	PHT 10-G03(2)
PHT 06-G02(2)	PHT 10-G04(2)
PHT 06-G03(2)	PHT 12-G02(2)
PHT 06-G04(2)	PHT 12-G03(2)
PHT 08-G01(2)	PHT 12-G04(2)
PHT 08-G02(2)	

PHT-G

Triple Universal Tee

MODEL[ØD-T] Tube(Metric)-Thread(G)	
PHT 04-G01(3)	PHT 08-G03(3)
PHT 04-G02(3)	PHT 08-G04(3)
PHT 04-G03(3)	PHT 10-G01(3)
PHT 04-G04(3)	PHT 10-G02(3)
PHT 06-G01(3)	PHT 10-G03(3)
PHT 06-G02(3)	PHT 10-G04(3)
PHT 06-G03(3)	PHT 12-G02(3)
PHT 06-G04(3)	PHT 12-G03(3)
PHT 08-G01(3)	PHT 12-G04(3)
PHT 08-G02(3)	

PML

Single Universal Elbow

MODEL[ØD-T] Tube(Metric)-Thread(G)	
PML 04-G01(1)	PML 08-G03(1)
PML 04-G02(1)	PML 08-G04(1)
PML 04-G03(1)	PML 10-G01(1)
PML 04-G04(1)	PML 10-G02(1)
PML 06-G01(1)	PML 10-G03(1)
PML 06-G02(1)	PML 10-G04(1)
PML 06-G03(1)	PML 12-G02(1)
PML 06-G04(1)	PML 12-G03(1)
PML 08-G01(1)	PML 12-G04(1)
PML 08-G02(1)	

PML

Double Universal Elbow

MODEL[ØD-T] Tube(Metric)-Thread(G)	
PML 04-G01(2)	PML 08-G03(2)
PML 04-G02(2)	PML 08-G04(2)
PML 04-G03(2)	PML 10-G01(2)
PML 04-G04(2)	PML 10-G02(2)
PML 06-G01(2)	PML 10-G03(2)
PML 06-G02(2)	PML 10-G04(2)
PML 06-G03(2)	PML 12-G02(2)
PML 06-G04(2)	PML 12-G03(2)
PML 08-G01(2)	PML 12-G04(2)
PML 08-G02(2)	

PML

Triple Universal Elbow

MODEL[ØD-T] Tube(Metric)-Thread(G)	
PML 04-G01(3)	PML 08-G03(3)
PML 04-G02(3)	PML 08-G04(3)
PML 04-G03(3)	PML 10-G01(3)
PML 04-G04(3)	PML 10-G02(3)
PML 06-G01(3)	PML 10-G03(3)
PML 06-G02(3)	PML 10-G04(3)
PML 06-G03(3)	PML 12-G02(3)
PML 06-G04(3)	PML 12-G03(3)
PML 08-G01(3)	PML 12-G04(3)
PML 08-G02(3)	

PMT

Single Universal Tee

MODEL[ØD-T] Tube(Metric)-Thread(G)	
PMT 04-G01(1)	PMT 08-G03(1)
PMT 04-G02(1)	PMT 08-G04(1)
PMT 04-G03(1)	PMT 10-G01(1)
PMT 04-G04(1)	PMT 10-G02(1)
PMT 06-G01(1)	PMT 10-G03(1)
PMT 06-G02(1)	PMT 10-G04(1)
PMT 06-G03(1)	PMT 12-G02(1)
PMT 06-G04(1)	PMT 12-G03(1)
PMT 08-G01(1)	PMT 12-G04(1)
PMT 08-G02(1)	

ONE-TOUCH FITTINGS with G Thread(O-Ring)

PMT

Double Universal Tee

NEW

MODEL[ØD-T] Tube(Metric)-Thread(G)	
PMT 04-G01(2)	PMT 08-G03(2)
PMT 04-G02(2)	PMT 08-G04(2)
PMT 04-G03(2)	PMT 10-G01(2)
PMT 04-G04(2)	PMT 10-G02(2)
PMT 06-G01(2)	PMT 10-G03(2)
PMT 06-G02(2)	PMT 10-G04(2)
PMT 06-G03(2)	PMT 12-G02(2)
PMT 06-G04(2)	PMT 12-G03(2)
PMT 08-G01(2)	PMT 12-G04(2)
PMT 08-G02(2)	

PMT

Triple Universal Tee

NEW

MODEL[ØD-T] Tube(Metric)-Thread(G)	
PMT 04-G01(3)	PMT 08-G03(3)
PMT 04-G02(3)	PMT 08-G04(3)
PMT 04-G03(3)	PMT 10-G01(3)
PMT 04-G04(3)	PMT 10-G02(3)
PMT 06-G01(3)	PMT 10-G03(3)
PMT 06-G02(3)	PMT 10-G04(3)
PMT 06-G03(3)	PMT 12-G02(3)
PMT 06-G04(3)	PMT 12-G03(3)
PMT 08-G01(3)	PMT 12-G04(3)
PMT 08-G02(3)	

SPEED CONTROLLERS

CONSTRUCTION

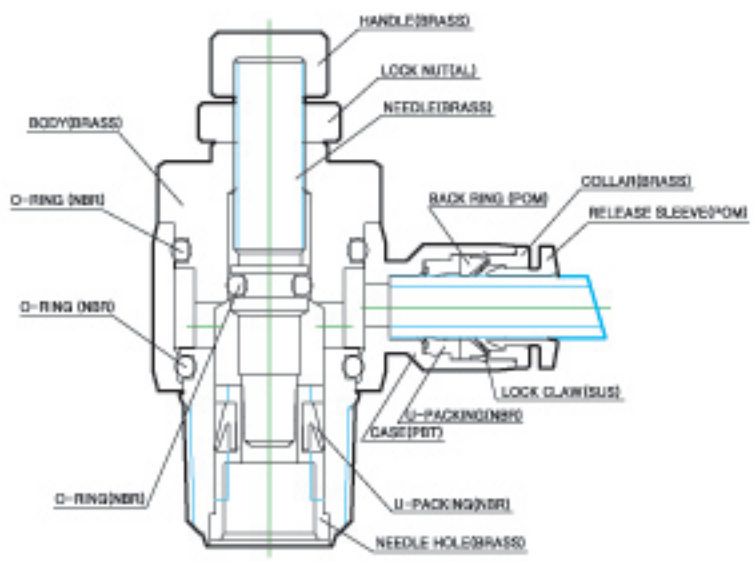

FEATURES

- Accurate regulation of an optimal airflow rate for precise motion control.
- Compact and space-saving configuration provides a functionally wide range of airflow rates.
- Available in control method type for metering of unidirectional airflow either entering into or exhausting out of a driving device.

SPECIFICATIONS

Applicable Fluid Type	AIR (No other type of gas or liquid)	
Working Pressure Range	0~150 PSI	0~9.9Kg F/cm² (0~990K Pa)
Negative Pressure	-29.5 in Hg	-750mm Hg (10 Torr)
Working Temperature Range	32~140°F	0 ~ 60℃

PRODUCT CODE DESIGNATION

NSC	06	01	MO
ⓐ	ⓑ	ⓒ	ⓓ

ⓐ MODEL TYPE

ⓑ TUBE OUTER DIAMETER(ΦD)

	METRIC TUBE						INCH TUBE					
CODE	03	04	06	08	10	12	5/32	3/16	1/4	5/16	3/8	1/2
ΦD	3㎜	4㎜	6㎜	8㎜	10㎜	12㎜	5/32"	3/16"	1/4"	5/16"	3/8"	1/2"

ⓒ THREAD TYPE & SIZE(T)

• METRIC & R(PT) THREAD

	METRIC THREAD	R(PT) THREAD			
CODE	M5	01	02	03	04
SIZE	M5 x 0.8	R 1/8	R 1/4	R 3/8	R 1/2

• INCH (UNF & NPT) THREAD

	UNF THREAD	NPT THREAD			
CODE	U	N1	N2	N3	N4
SIZE	10 - 32UNF	NPT 1/8	NPT 1/4	NPT 3/8	NPT 1/2

ⓓ CONTROL METHOD

TYPE	METER - OUT	METER - IN
CODE	MO	MI
METRIC SLEEVE COLOR	BLUE	RED
INCH SLEEVE COLOR	BLACK	RED

NSC

Elbow

● Swivel rotating type

MODEL[ØD-T]						
Tube(Metric)-Thread(R)			Tube(Inch)-Thread(R)	Tube(Inch)-Thread(NPT)		
NSC 03-M5	NSC 08-01	NSC 10-02	NSC 1/4-M5	NSC 1/8-U	NSC 1/4-U	NSC 3/8-N2
NSC 04-M5	NSC 08-02	NSC 10-03	NSC 1/4-01	NSC 5/32-U	NSC 1/4-N1	NSC 3/8-N3
NSC 04-01	NSC 08-03	NSC 10-04	NSC 1/4-02	NSC 5/32-N1	NSC 1/4-N2	NSC 3/8-N4
NSC 04-02	NSC 08-04	NSC 12-02	NSC 5/16-01	NSC 3/16-U	NSC 1/4-N3	NSC 1/2-N3
NSC 06-M5		NSC 12-03	NSC 5/16-02	NSC 3/16-N1	NSC 5/16-N1	NSC 1/2-N4
NSC 06-01		NSC 12-04	NSC 5/16-03	NSC 3/16-N2	NSC 5/16-N2	
NSC 06-02			NSC 3/8-02	NSC 3/16-N3	NSC 5/16-N3	
NSC 06-03			NSC 3/8-03		NSC 5/16-N4	

NSC(D)

Elbow

● Swivel rotating type

MODEL[ØD-T]						
Tube(Metric)-Thread(R)			Tube(Inch)-Thread(R)	Tube(Inch)-Thread(NPT)		
NSC 03-M5(D)	NSC 08-01(D)	NSC 10-02(D)	NSC 1/4-M5(D)	NSC 1/8-U(D)	NSC 1/4-U(D)	NSC 3/8-N2(D)
NSC 04-M5(D)	NSC 08-02(D)	NSC 10-03(D)	NSC 1/4-01(D)	NSC 5/32-U(D)	NSC 1/4-N1(D)	NSC 3/8-N3(D)
NSC 04-01(D)	NSC 08-03(D)	NSC 10-04(D)	NSC 1/4-02(D)	NSC 5/32-N1(D)	NSC 1/4-N2(D)	NSC 3/8-N4(D)
NSC 04-02(D)	NSC 08-04(D)	NSC 12-02(D)	NSC 5/16-01(D)	NSC 3/16-U(D)	NSC 1/4-N3(D)	NSC 1/2-N3(D)
NSC 06-M5(D)		NSC 12-03(D)	NSC 5/16-02(D)	NSC 3/16-N1(D)	NSC 5/16-N1(D)	NSC 1/2-N4(D)
NSC 06-01(D)		NSC 12-04(D)	NSC 5/16-03(D)	NSC 3/16-N2(D)	NSC 5/16-N2(D)	
NSC 06-02(D)			NSC 3/8-02(D)	NSC 3/16-N3(D)	NSC 5/16-N3(D)	
NSC 06-03(D)			NSC 3/8-03(D)		NSC 5/16-N4(D)	

NSC(DC)

Elbow

● Swivel rotating type

MODEL[ØD-T]						
Tube(Metric)-Thread(R)			Tube(Inch)-Thread(R)	Tube(Inch)-Thread(NPT)		
NSC 03-M5(DC)	NSC 08-01(DC)	NSC 10-02(DC)	NSC 1/4-M5(DC)	NSC 1/8-U(DC)	NSC 1/4-U(DC)	NSC 3/8-N2(DC)
NSC 04-M5(DC)	NSC 08-02(DC)	NSC 10-03(DC)	NSC 1/4-01(DC)	NSC 5/32-U(DC)	NSC 1/4-N1(DC)	NSC 3/8-N3(DC)
NSC 04-01(DC)	NSC 08-03(DC)	NSC 10-04(DC)	NSC 1/4-02(DC)	NSC 5/32-N1(DC)	NSC 1/4-N2(DC)	NSC 3/8-N4(DC)
NSC 04-02(DC)	NSC 08-04(DC)	NSC 12-02(DC)	NSC 5/16-01(DC)	NSC 3/16-U(DC)	NSC 1/4-N3(DC)	NSC 1/2-N3(DC)
NSC 06-M5(DC)		NSC 12-03(DC)	NSC 5/16-02(DC)	NSC 3/16-N1(DC)	NSC 5/16-N1(DC)	NSC 1/2-N4(DC)
NSC 06-01(DC)		NSC 12-04(DC)	NSC 5/16-03(DC)	NSC 3/16-N2(DC)	NSC 5/16-N2(DC)	
NSC 06-02(DC)			NSC 3/8-02(DC)	NSC 3/16-N3(DC)	NSC 5/16-N3(DC)	
NSC 06-03(DC)			NSC 3/8-03(DC)		NSC 5/16-N4(DC)	

NSC-G

Elbow

● Swivel rotating type

MODEL[ØD-T]	
Tube(Metric)-Thread(G)	
NSC 04-G01	NSC 10-G02
NSC 04-G02	NSC 10-G03
NSC 06-G01	NSC 10-G04
NSC 06-G02	NSC 12-G02
NSC 06-G03	NSC 12-G03
NSC 08-G01	NSC 12-G04
NSC 08-G02	
NSC 08-G03	
NSC 08-G04	

NSC-G(D)

Elbow

● Swivel rotating type

MODEL[ØD-T]	
Tube(Metric)-Thread(G)	
NSC 04-G01(D)	NSC 10-G02(D)
NSC 04-G02(D)	NSC 10-G03(D)
NSC 06-G01(D)	NSC 10-G04(D)
NSC 06-G02(D)	NSC 12-G02(D)
NSC 06-G03(D)	NSC 12-G03(D)
NSC 08-G01(D)	NSC 12-G04(D)
NSC 08-G02(D)	
NSC 08-G03(D)	
NSC 08-G04(D)	

NSC-G(DC)

Elbow

● Swivel rotating type

MODEL[ØD-T]	
Tube(Metric)-Thread(G)	
NSC 04-G01(DC)	NSC 10-G02(DC)
NSC 04-G02(DC)	NSC 10-G03(DC)
NSC 06-G01(DC)	NSC 10-G04(DC)
NSC 06-G02(DC)	NSC 12-G02(DC)
NSC 06-G03(DC)	NSC 12-G03(DC)
NSC 08-G01(DC)	NSC 12-G04(DC)
NSC 08-G02(DC)	
NSC 08-G03(DC)	
NSC 08-G04(DC)	

NSF

Union Straight

MODEL[ØD]	
Tube(Metric)	Tube(Inch)
NSF 04	NSF 5/32
NSF 06	NSF 3/16
NSF 08	NSF 1/4
NSF 10	NSF 5/16
NSF 12	NSF 3/8
	NSF 1/2

Speed Controllers Flowrate

NSC 03-M5
04-M5
06-M5



NSF 04



NSC 04-01
06-01
08-01

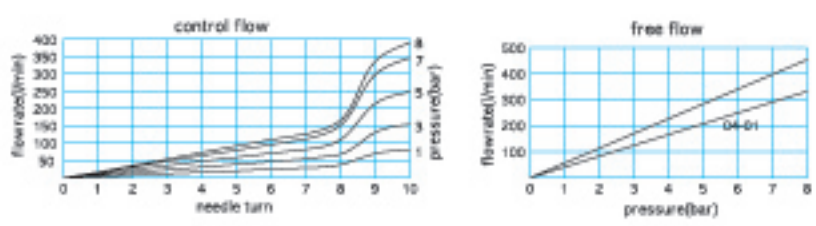

NSF 06

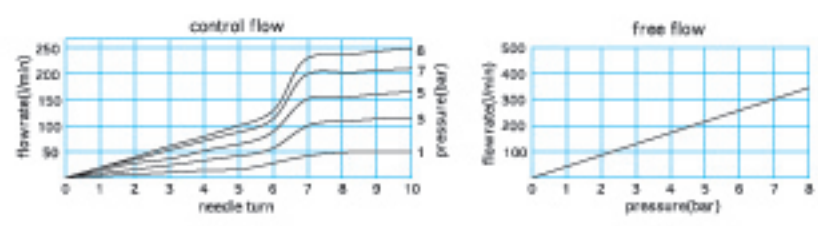

NSC 04-02
06-02
08-02
10-02
12-02



NSF 08

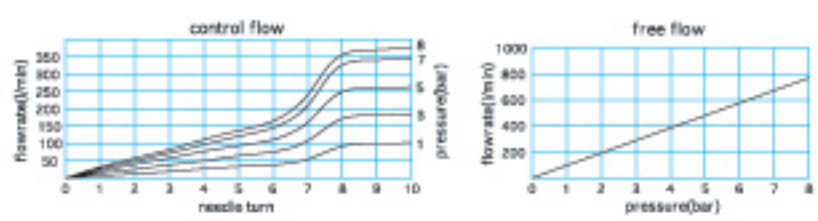

NSC 06-03
08-03
10-03
12-03



NSF 10



NSC 08-04
10-04
12-04



NSF 12

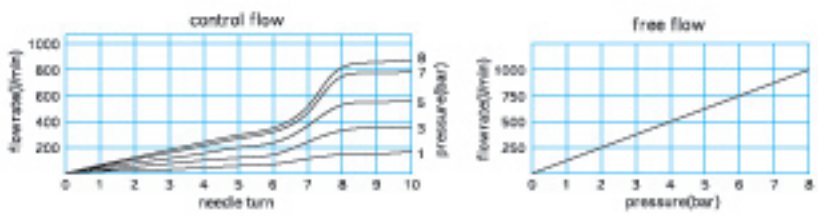

COMPACT ONE-TOUCH FITTINGS

CONSTRUCTION

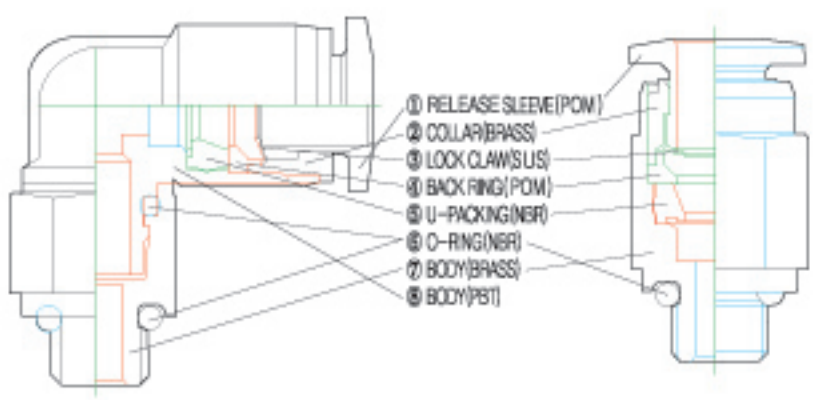

FEATURES

- Ideal for pneumatic connections specifically for small and compact equipments.
- Aesthetically pleasing nickel-plated metallic standardized feature for all applicable compact fittings.

SPECIFICATIONS

Applicable Fluid Type	AIR (No other type of gas or liquid)	
Working Pressure Range	0~150 PSI	0~9.9Kg F/cm^2 (0~990K Pa)
Negative Pressure	-29.5 in Hg	-750mm Hg (10 Torr)
Working Temperature Range	32~140°F	0 ~ 60℃

PRODUCT CODE DESIGNATION

PC	06	01	C
ⓐ	ⓑ	ⓒ	ⓓ

ⓐ MODEL TYPE

ⓑ TUBE OUTER DIAMETER(ΦD)

	METRIC TUBE			INCH TUBE		
CODE	03	04	06	1/8	5/32	1/4
ΦD	3㎜	4㎜	6㎜	1/8"	5/32"	1/4"

ⓒ THREAD TYPE & SIZE(T)

• METRIC & R(PT) THREAD

	METRIC THREAD			R(PT) THREAD
CODE	M3	M5	M6	01
SIZE	M3 x 0.5	M5 x 0.8	M6 x 1.0	R 1/8

• INCH (UNF & NPT) THREAD

	UNF THREAD	NPT THREAD	
CODE	U	N0	N1
SIZE	10 - 32UNF	NPT 1/16	NPT 1/8

ⓓ COMPACT TYPE

PC-C

Male Straight

MODEL[ØD-T]							
Tube(Metric)-Thread(R)			Tube(Inch)-Thread(R)		Tube(Inch)-Thread(NPT)		
PC 03-M3C	PC 04-M3C	PC 06-M5C	PC 1/8-M3C	PC 1/4-M5C	PC 1/8-UC	PC 5/32-UC	PC 1/4-UC
PC 03-M5C	PC 04-M5C	PC 06-M6C	PC 1/8-M5C	PC 1/4-M6C	PC 1/8-N0C	PC 5/32-N0C	PC 1/4-N0C
PC 03-M6C	PC 04-M6C	PC 06-01C	PC 1/8-M6C	PC 1/4-01C	PC 1/8-N1C	PC 5/32-N1C	PC 1/4-N1C
	PC 04-01C		PC 1/8-01C				
			PC 5/32-M3C				
			PC 5/32-M5C				
			PC 5/32-M6C				
			PC 5/32-01C				

PCF-C

Female Straight

MODEL[ØD-T]							
Tube(Metric)-Thread(Rc)			Tube(Inch)-Thread(Rc)		Tube(Inch)-Thread(NPT)		
PCF 03-M3C	PCF 04-M3C	PCF 06-M5C	PCF 1/8-M3C	PCF 1/4-M5C	PCF 1/8-UC	PCF 5/32-UC	PCF 1/4-UC
PCF 03-M5C	PCF 04-M5C	PCF 06-M6C	PCF 1/8-M5C	PCF 1/4-M6C	PCF 1/8-N0C	PCF 5/32-N0C	PCF 1/4-N0C
PCF 03-M6C	PCF 04-M6C	PCF 06-01C	PCF 1/8-M6C	PCF 1/4-01C	PCF 1/8-N1C	PCF 5/32-N1C	PCF 1/4-N1C
	PCF 04-01C		PCF 1/8-01C				
			PCF 5/32-M3C				
			PCF 5/32-M5C				
			PCF 5/32-M6C				
			PCF 5/32-01C				

POC-C

Round Male Straight

MODEL[ØD-T]							
Tube(Metric)-Thread(R)			Tube(Inch)-Thread(R)		Tube(Inch)-Thread(NPT)		
POC 03-M3C	POC 04-M3C	POC 06-M5C	POC 1/8-M3C	POC 1/4-M5C	POC 1/8-UC	POC 5/32-UC	POC 1/4-UC
POC 03-M5C	POC 04-M5C	POC 06-M6C	POC 1/8-M5C	POC 1/4-M6C	POC 1/8-N0C	POC 5/32-N0C	POC 1/4-N0C
POC 03-M6C	POC 04-M6C	POC 06-01C	POC 1/8-M6C	POC 1/4-01C	POC 1/8-N1C	POC 5/32-N1C	POC 1/4-N1C
	POC 04-01C		POC 1/8-01C				
			POC 5/32-M3C				
			POC 5/32-M5C				
			POC 5/32-M6C				
			POC 5/32-01C				

PL-C

Male Elbow

● Swivel rotating type

MODEL[ØD-T]							
Tube(Metric)-Thread(R)			Tube(Inch)-Thread(R)		Tube(Inch)-Thread(NPT)		
PL 03-M3C	PL 04-M3C	PL 06-M5C	PL 1/8-M3C	PL 1/4-M5C	PL 1/8-UC	PL 5/32-UC	PL 1/4-UC
PL 03-M5C	PL 04-M5C	PL 06-M6C	PL 1/8-M5C	PL 1/4-M6C	PL 1/8-N0C	PL 5/32-N0C	PL 1/4-N0C
PL 03-M6C	PL 04-M6C	PL 06-01C	PL 1/8-M6C	PL 1/4-01C	PL 1/8-N1C	PL 5/32-N1C	PL 1/4-N1C
	PL 04-01C		PL 1/8-01C				
			PL 5/32-M3C				
			PL 5/32-M5C				
			PL 5/32-M6C				
			PL 5/32-01C				

PLL-C

Extended Male Elbow

NEW

● Swivel rotating type

MODEL[ØD-T]							
Tube(Metric)-Thread(R)			Tube(Inch)-Thread(R)		Tube(Inch)-Thread(NPT)		
PLL 03-M3C	PLL 04-M3C	PLL 06-M5C	PLL 1/8-M3C	PLL 1/4-M5C	PLL 1/8-UC	PLL 5/32-UC	PLL 1/4-UC
PLL 03-M5C	PLL 04-M5C	PLL 06-M6C	PLL 1/8-M5C	PLL 1/4-M6C	PLL 1/8-N0C	PLL 5/32-N0C	PLL 1/4-N0C
PLL 03-M6C	PLL 04-M6C	PLL 06-01C	PLL 1/8-M6C	PLL 1/4-01C	PLL 1/8-N1C	PLL 5/32-N1C	PLL 1/4-N1C
	PLL 04-01C		PLL 1/8-01C				
			PLL 5/32-M3C				
			PLL 5/32-M5C				
			PLL 5/32-M6C				
			PLL 5/32-01C				

PT-C

Male Branch Tee

● Swivel rotating type

MODEL[ØD-T]							
Tube(Metric)-Thread(R)			Tube(Inch)-Thread(R)		Tube(Inch)-Thread(NPT)		
PT 03-M3C	PT 04-M3C	PT 06-M5C	PT 1/8-M3C	PT 1/4-M5C	PT 1/8-UC	PT 5/32-UC	PT 1/4-UC
PT 03-M5C	PT 04-M5C	PT 06-M6C	PT 1/8-M5C	PT 1/4-M6C	PT 1/8-N0C	PT 5/32-N0C	PT 1/4-N0C
PT 03-M6C	PT 04-M6C	PT 06-01C	PT 1/8-M6C	PT 1/4-01C	PT 1/8-N1C	PT 5/32-N1C	PT 1/4-N1C
	PT 04-01C		PT 1/8-01C				
			PT 5/32-M3C				
			PT 5/32-M5C				
			PT 5/32-M6C				
			PT 5/32-01C				

PST-C

Male Run Tee

● Swivel rotating type

MODEL[ØD-T]							
Tube(Metric)-Thread(R)			Tube(Inch)-Thread(R)		Tube(Inch)-Thread(NPT)		
PST 03-M3C	PST 04-M3C	PST 06-M5C	PST 1/8-M3C	PST 1/4-M5C	PST 1/8-UC	PST 5/32-UC	PST 1/4-UC
PST 03-M5C	PST 04-M5C	PST 06-M6C	PST 1/8-M5C	PST 1/4-M6C	PST 1/8-N0C	PST 5/32-N0C	PST 1/4-N0C
PST 03-M6C	PST 04-M6C	PST 06-01C	PST 1/8-M6C	PST 1/4-01C	PST 1/8-N1C	PST 5/32-N1C	PST 1/4-N1C
	PST 04-01C		PST 1/8-01C				
			PST 5/32-M3C				
			PST 5/32-M5C				
			PST 5/32-M6C				
			PST 5/32-01C				

PUC-C

Union Straight

MODEL[ØD]	
Tube(Metric)	Tube(Inch)
PUC 03C	PUC 1/8C
PUC 04C	PUC 5/32C
PUC 06C	PUC 1/4C

PUL-C

Union Elbow

MODEL[ØD]	
Tube(Metric)	Tube(Inch)
PUL 03C	PUL 1/8C
PUL 04C	PUL 5/32C
PUL 06C	PUL 1/4C

PUT-C

Union Tee

MODEL[ØD]	
Tube(Metric)	Tube(Inch)
PUT 03C	PUT 1/8C
PUT 04C	PUT 5/32C
PUT 06C	PUT 1/4C

PG-C

Reducer

MODEL[ØD1-ØD2]	
Tube(Metric)	Tube(Inch)
PG 04-03C	PG 5/32-1/8C
PG 06-03C	PG 1/4-1/8C
PG 06-04C	PG 1/4-5/32C

PY-C

Union Y

MODEL[ØD]	
Tube(Metric)	Tube(Inch)
PY 03C	PY 1/8C
PY 04C	PY 5/32C
PY 06C	PY 1/4C

PW-C

Reducer Y

MODEL[ØD1-ØD2]	
Tube(Metric)	Tube(Inch)
PW 04-03C	PW 5/32-1/8C
PW 06-03C	PW 1/4-1/8C
PW 06-04C	PW 1/4-5/32C

PGJ-C

Plug-In Reducer

MODEL[ØD1-ØD2]	
Tube(Metric)	Tube(Inch)
PGJ 04-03C	PGJ 5/32-1/8C
PGJ 06-03C	PGJ 1/4-1/8C
PGJ 06-04C	PGJ 1/4-5/32C

HAND VALVES

CONSTRUCTION

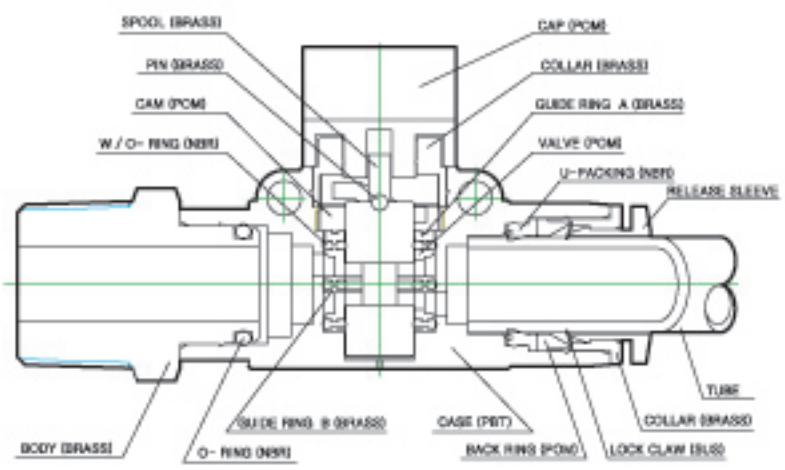

FEATURES

- The source of pressure can be completely shut off by simply turning the knob.
- Three-way directional control configuration releases the residual internal pressure on the output side when manually closed.
- Ideal for inspecting or repairing any devices without compromising the safety.
- Directionality of airflow may be selected from the tubing or threaded input side to the tubing or threaded output side.

Custom-made : "2-Way Hand Valve"

SPECIFICATIONS

Applicable Fluid Type	AIR (No other type of gas or liquid)	
Working Pressure Range	0~150 PSI	0~9.9Kg F/cm² (0~990K Pa)
Negative Pressure	-29.5 in Hg	-750mm Hg (10 Torr)
Working Temperature Range	32~140°F	0 ~ 60℃

PRODUCT CODE DESIGNATION

HVC	06	01
ⓐ	ⓑ	ⓒ

ⓐ MODEL TYPE

ⓑ TUBE OUTER DIAMETER(ΦD)

	METRIC TUBE				INCH TUBE			
CODE	06	08	10	12	1/4	5/16	3/8	1/2
ΦD	6mm	8mm	10mm	12mm	1/4"	5/16"	3/8"	1/2"

ⓒ THREAD TYPE & SIZE(T)

- METRIC & R(PT) THREAD

	METRIC THREAD	R(PT) THREAD				
CODE	M5	01	02	03	04	06
SIZE	M5 x 0.8	R1/8	R1/4	R3/8	R1/2	R3/4

- NPT THREAD

	NPT THREAD			
CODE	N1	N2	N3	N4
SIZE	NPT 1/8	NPT 1/4	NPT 3/8	NPT 1/2

- G(PF) THREAD

	G(PF)THREAD			
CODE	G01	G02	G03	G04
SIZE	G 1/8	G 1/4	G 3/8	G 1/2

HVC

Straight A

MODEL[ØD-T]			
Tube(Metric)-Thread(R)		Tube(Inch)-Thread(NPT)	
HVC 06-01	HVC 12-02	HVC 1/4-N1	HVC 1/2-N2
HVC 06-02	HVC 12-03	HVC 1/4-N2	HVC 1/2-N3
HVC 06-03	HVC 12-04	HVC 1/4-N3	HVC 1/2-N4
HVC 08-01		HVC 5/16-N1	
HVC 08-02		HVC 5/16-N2	
HVC 08-03		HVC 5/16-N3	
HVC 10-02		HVC 3/8-N2	
HVC 10-03		HVC 3/8-N3	
HVC 10-04		HVC 3/8-N4	

HVF

Straight B

MODEL[T-ØD]			
Thread(R)-Tube(Metric)		Thread(NPT)-Tube(Inch)	
HVF 01-06	HVF 02-12	HVF N1-1/4	HVF N2-1/2
HVF 02-06	HVF 03-12	HVF N2-1/4	HVF N3-1/2
HVF 03-06	HVF 04-12	HVF N3-1/4	HVF N4-1/2
HVF 01-08		HVF N1-5/16	
HVF 02-08		HVF N2-5/16	
HVF 03-08		HVF N3-5/16	
HVF 02-10		HVF N2-3/8	
HVF 03-10		HVF N3-3/8	
HVF 04-10		HVF N4-3/8	

HVU

Union Straight

MODEL[ØD1-ØD2]	
Tube(Metric)	Tube(Inch)
HVU 06-06	HVU 1/4-1/4
HVU 08-06	HVU 5/16-1/4
HVU 08-08	HVU 5/16-5/16
HVU 10-08	HVU 3/8-5/16
HVU 10-10	HVU 3/8-3/8
HVU 12-10	HVU 1/2-3/8
HVU 12-12	HVU 1/2-1/2

HVM

Nipple

MODEL[T1-T2]	
Thread(R)	Thread(NPT)
HVM 01-01	HVM N1-N1
HVM 02-01	HVM N2-N1
HVM 02-02	HVM N2-N2
HVM 03-02	HVM N3-N2
HVM 03-03	HVM N3-N3
HVM 04-03	HVM N4-N3
HVM 04-04	HVM N4-N4

HVC-G

Straight A

MODEL[ØD-T]	
Tube(Metric)-Thread(G)	
HVC 06-G01	HVC 12-G02
HVC 06-G02	HVC 12-G03
HVC 06-G03	HVC 12-G04
HVC 08-G01	
HVC 08-G02	
HVC 08-G03	
HVC 10-G02	
HVC 10-G03	
HVC 10-G04	

HVF-G

Straight B

MODEL[T-ØD]	
Thread(G)-Tube(Metric)	
HVF G01-06	HVF G02-12
HVF G02-06	HVF G03-12
HVF G03-06	HVF G04-12
HVF G01-08	
HVF G02-08	
HVF G03-08	
HVF G02-10	
HVF G03-10	
HVF G04-10	

HVM-G

Nipple

MODEL[T1-T2]
Thread(G)
HVM G01-G01
HVM G02-G01
HVM G02-G02
HVM G03-G02
HVM G03-G03
HVM G04-G03
HVM G04-G04

HSV

Nipple Slide

MODEL[T]
Thread(R)
HSV-M5
HSV-01
HSV-02
HSV-03
HSV-04
HSV-06

STOP FITTINGS

CONSTRUCTION

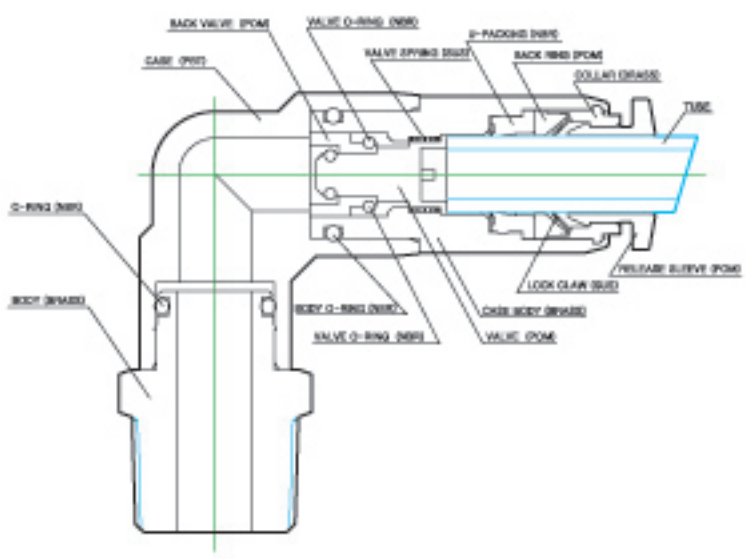

FEATURES

- Flow of air is completely stopped upon disconnecting the tube and reinstated upon reconnecting the tube.
- Dual-passage mechanism allows the pressure source to be originated from either side of the pneumatic connection.
- Ideal for pneumatic applications where tubing connections are frequently re-arranged.
- Suitable for experimenting, testing, demonstrating, and educating various pneumatic applications.

SPECIFICATIONS

Applicable Fluid Type	AIR (No other type of gas or liquid)	
Working Pressure Range	0~150 PSI	0~9.9Kg F/cm² (0~990K Pa)
Negative Pressure	-29.5 in Hg	-750mm Hg (10 Torr)
Working Temperature Range	32~140°F	0 ~ 60℃

PRODUCT CODE DESIGNATION

SPC	06	01
ⓐ	ⓑ	ⓒ

ⓐ MODEL TYPE

ⓑ TUBE OUTER DIAMETER(ΦD)

	METRIC TUBE					INCH TUBE					
CODE	04	06	08	10	12	5/32	3/16	1/4	5/16	3/8	1/2
ΦD	4㎜	6㎜	8㎜	10㎜	12㎜	5/32"	3/16"	1/4"	5/16"	3/8"	1/2"

ⓒ THREAD TYPE & SIZE(T)

- METRIC & R(PT) THREAD

	METRIC THREAD		R(PT) THREAD			
CODE	M5	M6	01	02	03	04
SIZE	M5 x 0.8	M6 x 1.0	R1/8	R1/4	R3/8	R1/2

- INCH (UNF & NPT) THREAD

	UNF THREAD	NPT THREAD			
CODE	U	N1	N2	N3	N4
SIZE	10 - 32UNF	NPT 1/8	NPT 1/4	NPT 3/8	NPT 1/2

SPC

Straight

MODEL[ØD-T]			
Tube(Metric)-Thread(R)		Tube(Inch)-Thread(NPT)	
SPC 04-01	SPC 10-02	SPC 5/32-U	SPC 3/8-N2
SPC 06-01	SPC 10-03	SPC 5/32-N1	SPC 3/8-N3
SPC 06-02	SPC 10-04	SPC 3/16-N1	SPC 1/2-N3
SPC 08-02	SPC 12-02	SPC 3/16-N2	SPC 1/2-N4
SPC 08-03	SPC 12-03	SPC 1/4-N1	
	SPC 12-04	SPC 1/4-N2	
		SPC 5/16-N1	
		SPC 5/16-N2	
		SPC 5/16-N3	

SPL

Elbow

MODEL[ØD-T]			
Tube(Metric)-Thread(R)		Tube(Inch)-Thread(NPT)	
SPL 04-M5	SPL 10-02	SPL 5/32-U	SPL 5/16-N2
SPL 04-M6	SPL 10-03	SPL 5/32-N1	SPL 5/16-N3
SPL 04-01	SPL 10-04	SPL 3/16-U	SPL 3/8-N2
SPL 06-M5	SPL 12-03	SPL 3/16-N1	SPL 3/8-N3
SPL 06-01	SPL 12-04	SPL 3/16-N2	SPL 1/2-N3
SPL 06-02		SPL 1/4-U	SPL 1/2-N4
SPL 08-01		SPL 1/4-N1	
SPL 08-02		SPL 1/4-N2	
		SPL 5/16-N1	

SPU

Union Straight

MODEL[ØD]	
Tube(Metric)	Tube(Inch)
SPU 04	SPU 5/32
SPU 06	SPU 3/16
SPU 08	SPU 1/4
SPU 10	SPU 5/16
SPU 12	SPU 3/8
	SPU 1/2

SPC-G

Straight

MODEL[ØD-T]	
Tube(Metric)-Thread(G)	
SPC 04-G01	SPC 10-G02
SPC 06-G01	SPC 10-G03
SPC 06-G02	SPC 10-G04
SPC 08-G02	SPC 12-G02
SPC 08-G03	SPC 12-G03
	SPC 12-G04

SPL-G

Elbow

MODEL[ØD-T]	
Tube(Metric)-Thread(G)	
SPL 04-G01	SPL 10-G02
SPL 06-G01	SPL 10-G03
SPL 06-G02	SPL 10-G04
SPL 08-G02	SPL 12-G03
SPL 08-G03	SPL 12-G04



CHECK VALVES

CONSTRUCTION

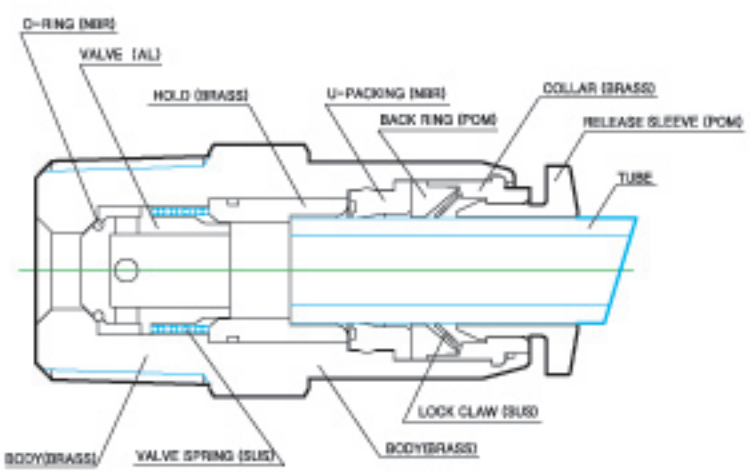

FEATURES

- Uni-directionality of airflow is maintained while the flow of air in the opposite direction is completely prevented.
- Constant input and output air pressure is achieved due to the controlled directionality of airflow.
- Suitable for the pneumatic applications under low operational pressure conditions.

SPECIFICATIONS

Applicable Fluid Type	AIR (No other type of gas or liquid)	
Working Pressure Range	0~150 PSI	0~9.9Kg F/cm² (0~990K Pa)
Negative Pressure	-29.5 in Hg	-750mm Hg (10 Torr)
Working Temperature Range	32~140°F	0 ~ 60℃

PRODUCT CODE DESIGNATION

CVPC	08	01	OUT
ⓐ	ⓑ	ⓒ	ⓓ

ⓐ MODEL TYPE

ⓑ TUBE OUTER DIAMETER(ΦD)

	METRIC TUBE					INCH TUBE					
CODE	04	06	08	10	12	5/32	3/16	1/4	5/16	3/8	1/2
ΦD	4㎜	6㎜	8㎜	10㎜	12㎜	5/32"	3/16"	1/4"	5/16"	3/8"	1/2"

ⓒ THREAD TYPE & SIZE(T)

• METRIC & R(PT) THREAD

	METRIC THREAD		R(PT) THREAD			
CODE	M5	M6	01	02	03	04
SIZE	M5 x 0.8	M6 x 1.0	R1/8	R1/4	R3/8	R1/2

• INCH (UNF & NPT) THREAD

	UNF THREAD	NPT THREAD			
CODE	U	N1	N2	N3	N4
SIZE	10 - 32UNF	NPT 1/8	NPT 1/4	NPT 3/8	NPT 1/2

ⓓ CONTROL METHOD

TYPE	Input on external thread side	Output on external thread side
CODE	IN	OUT
CVPC		
CVPF		
CVPU		

CVPC

Straight

MODEL[ØD-T]			
Tube(Metric)-Thread(R)		Tube(Inch)-Thread(NPT)	
CVPC 04-M5	CVPC 12-03	CVPC 5/32-U	CVPC 3/8-N3
CVPC 04-M6	CVPC 12-04	CVPC 5/32-N1	CVPC 3/8-N4
CVPC 04-01		CVPC 3/16-U	
CVPC 06-01		CVPC 3/16-N1	
CVPC 06-02		CVPC 3/16-N2	
CVPC 08-01		CVPC 1/4-N1	
CVPC 08-02		CVPC 1/4-N2	
CVPC 10-03		CVPC 5/16-N1	
CVPC 10-04		CVPC 5/16-N2	

CVPF

Bush

MODEL[T1-T2]	
Thread(R)-Thread(Rc)	Thread(NPT)-Thread(NPT)
CVPF 01-01	CVPF N1-N1
CVPF 02-02	CVPF N2-N2
CVPF 03-03	CVPF N3-N3
CVPF 04-04	CVPF N4-N4

CVPU

Union Straight

MODEL[ØD]	
Tube(Metric)	Tube(Inch)
CVPU 04	CVPU 5/32
CVPU 06	CVPU 3/16
CVPU 08	CVPU 1/4
CVPU 10	CVPU 5/16
CVPU 12	CVPU 3/8
	CVPU 1/2

CVPC-G

Straight

MODEL[ØD-T]
Tube(Metric)-Thread(G)
CVPC 04-G01
CVPC 06-G01
CVPC 06-G02
CVPC 08-G01
CVPC 08-G02
CVPC 10-G03
CVPC 10-G04
CVPC 12-G03
CVPC 12-G04

CVPF-G

Bush

MODEL[T1-T2]
Thread(G)-Thread(G)
CVPF G01-G01
CVPF G02-G02
CVPF G03-G03
CVPF G04-G04

TWO - TOUCH FITTINGS

CONSTRUCTION

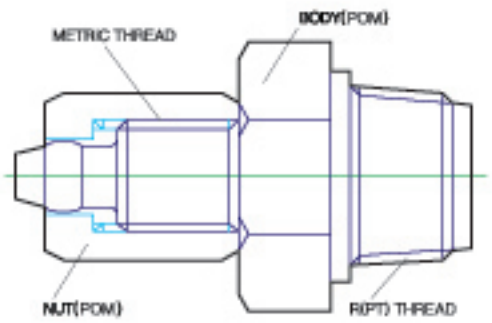

FEATURES

- Lock-nut mechanism provides a semi-permanent pneumatic connection.
- Resistant against vibration and suitable for multi-directional tubing movements.
- Anti-corrosion, anti-contamination, and non-magnetic plastic composition properties.

SPECIFICATIONS

Applicable Fluid Type	AIR (No other type of gas or liquid)	
Working Pressure Range	0~150 PSI	0~9.9Kg F/cm² (0~990K Pa)
Negative Pressure	-29.5 in Hg	-750mm Hg (10 Torr)
Working Temperature Range	32~140°F	0 ~ 60℃

PRODUCT CODE DESIGNATION

CK	06	01
ⓐ	ⓑ	ⓒ

ⓐ MODEL TYPE

ⓑ TUBE INNER & OUTER DIAMETER(ØD)

	METRIC TUBE				
CODE	04	06	08	10	12
O.D.	4mm	6mm	8mm	10mm	12mm
I.D.	2.5mm	4mm	5.5mm	6.5mm	8mm

ⓒ THREAD TYPE & SIZE(T)

	R(PT) THREAD		
CODE	01	02	03
SIZE	R 1/8	R 1/4	R 3/8

CK

Straight

MODEL[ØD-T] Tube(Metric)-Thread(R)	
CK 04-01	CK 10-02
CK 06-01	CK 10-03
CK 06-02	CK 12-02
CK 08-01	CK 12-03
CK 08-02	
CK 08-03	

GCK

Elbow

MODEL[ØD-T] Tube(Metric)-Thread(R)	
GCK 04-01	GCK 10-02
GCK 06-01	GCK 10-03
GCK 06-02	GCK 12-02
GCK 08-01	GCK 12-03
GCK 08-02	
GCK 08-03	

FCK

Union Tee

MODEL[ØD] Tube(Metric)
FCK 04
FCK 06
FCK 08
FCK 10
FCK 12



POLYURETHANE TUBE

FEATURES

- Exceptional flexibility allows a lower degree of tubing curvature radius.
- Durable, light weight, abrasion resistant,chemical resistant, and cost-effective.
- Ideal for pneumatic connections in low ambient temperature conditions.
- Self-retracting and self-storing coil tube characteristics with excellent memory.

APPLICATIONS

- Robotics
- Air tools
- Pneumatic systems
- Analytical Instrumentation

SPECIFICATIONS

Applicable Fluid Type	AIR (No other type of gas or liquid)	
Working Pressure Range	0~150 PSI	0~9.9Kg F/cm² (0~990K Pa)
Negative Pressure	-29.5 in Hg	-750mm Hg (10 Torr)
Working Temperature Range	32~140°F	0 ~ 60℃

POLYURETHANE TUBE

MODEL [OUTER · INNER]	
Tube(Metric)	Tube(Inch)
PU 0320	PU 1/8
PU 0420	PU 5/32
PU 0640	PU 3/16
PU 0850	PU 1/4
PU 0855	PU 5/16
PU 1065	PU 3/8
PU 1280	PU 1/2
PU 1611	

COIL TUBE

MODEL [OUTER · INNER·LENGTH]
Tube(Metric)-Meters
UC 0850-5
UC 0850-7.5
UC 0850-10
UC 1065-5
UC 1065-7.5
UC 1065-10
UC 1280-5
UC 1280-7.5
UC 1280-10

PRODUCT CODE DESIGNATION

PU	08	50	BLK
ⓐ	ⓑ	ⓒ	ⓓ

ⓐ MODEL TYPE

CODE	TYPE
PU	POLYURETHANE TUBE
UC	POLYURETHANE COIL TUBE

ⓑ ⓒ TUBE OUTER & INNER DIAMETER

	METRIC TUBE							
CODE	0320	0420	0640	0850	0855	1065	1280	1611
O.D.	3㎜	4㎜	6㎜	8㎜	8㎜	10㎜	12㎜	16㎜
I.D.	2㎜	2㎜	4㎜	5㎜	5.5㎜	6.5㎜	8㎜	11㎜

	INCH TUBE						
CODE	1/8	5/32	3/16	1/4	5/16	3/8	1/2
O.D.	1/8"	5/32"	3/16"	1/4"	5/16"	3/8"	1/2"

ⓓ TUBE COLOR CODE

COLOR	White	Black	Red	Blue	Yellow	Green	Clear
CODE	WHT	BLK	RED	BLU	YEL	GRN	CLR

AIR GUN

FEATURES

- Variable flow control of the precise air outlet while reducing air consumption.
- Ergonomical design of the body for reducing user fatigue and discomfort.
- Impact-resistant and lightweight engineering plastic composition.
- Available in 4 different nozzle lengths for various applications.

MODEL [L-T]		
CA00	CA00F	CA00G
CA01	CA01F	CA01G
CA02	CA02F	CA02G
CA03	CA03F	CA03G

SPECIFICATIONS

Applicable Fluid Type	AIR (No other type of gas or liquid)	
Working Pressure Range	15~150 PSI	1~9.9Kg F/cm² (100~990K Pa)
Negative Pressure	-29.5 in Hg	-750mm Hg (10 Torr)
Working Temperature Range	32~140°F	0 ~ 60℃

PRODUCT CODE DESIGNATION

CA	01	F
ⓐ	ⓑ	ⓒ

ⓐ MODEL TYPE

ⓑ NOZZLE TYPE(L)

	METRIC TYPE			
CODE	00	01	02	03
LENGTH	0 mm	100 mm	200 mm	300 mm

ⓒ CONNECTION TYPE(T)

CODE	BLANK	F	G
TYPE	PLUG	Rc 1/4	G1/4

OIL EJECTOR LINE

FEATURES

- No internal positioning mechanism that can change the internal diameter, fatigue, or restrict the fluid flow.
- Anti-corrosion, chemical resistant, and non-conductive plastic composition properties.
- Interchangeable, modular, multi-directional flexibility, steady and even flow, and instant self-fixation characteristics.



MODEL [T-L]	
OEL 01R	OEL 01F
OEL 02R	OEL 02F
OEL 03R	OEL 03F
OEL 04R	OEL 04F

PRODUCT CODE DESIGNATION

OEL	01	R
ⓐ	ⓑ	ⓒ

ⓐ MODEL TYPE

ⓑ THREAD TYPE & SIZE(T)

	METRIC THREAD			
CODE	01	02	03	04
SIZE	R 1/8	R 1/4	R 3/8	R 1/2

ⓒ NOZZLE TYPE(L)

CODE	R	F
TYPE	ROUND	FLAT

SILENCER

FEATURES

- Effective in reducing exhaust port-released pressurized air noise.
- Plastic composition provides the benefits of cost-effectiveness, anti-corrosion protection, lightweight, extended product life, and easy cleaning.
- Compact design configuration allows easy installation in a confined space.

SPECIFICATIONS

CODE	ST 01	ST 02	ST 03	ST 04	ST 06	ST 08
MAXIMUM WORKING PRESSURE	7Kg F/cm² (700K Pa) / 100PSI			9.9Kg F/cm² (990K Pa) / 150PSI		

PRODUCT CODE DESIGNATION

ST	01
ⓐ	ⓑ

ⓐ MODEL TYPE

CODE	ST	STM
TYPE	STANDARD	MANIFOLD

ⓑ THREAD TYPE & SIZE (T)

	METRIC THREAD					
CODE	01	02	03	04	06	08
SIZE	R 1/8	R 1/4	R 3/8	R 1/2	R 3/4	R 1

MODEL [T]
Thread (R)
ST 01
ST 02
ST 03
ST 04
ST 06
ST 08
STM 02

METAL SILENCER

FEATURES

- Ideal for noise-reducing and filtering effects under the dry conditions

SPECIFICATIONS

Specification \ MODEL	STB M5	STB 01	STB 02	STB 03	STB 04	STB 06	STB 08
MAXIMUM WORKING PRESSURE	15kg F/cm² / 220PSI						
WORKING TEMPERATURE RANGE	0 ~ 80°C / 32 ~ 176°F						
FLOW RATE (Nℓ/min)(5kg F/cm²)	250	300	320	340	370	400	420

PRODUCT CODE DESIGNATION

STB	01
ⓐ	ⓑ

ⓐ MODEL TYPE

ⓑ THREAD TYPE & SIZE(T)

	METRIC THREAD						
CODE	M5	01	02	03	04	06	08
SIZE	M5 x 0.8	R 1/8	R 1/4	R 3/8	R 1/2	R 3/4	R 1

MODEL [T]
Thread (R)
STB M5
STB 01
STB 02
STB 03
STB 04
STB 06
STB 08

COUPLERS

CONSTRUCTION

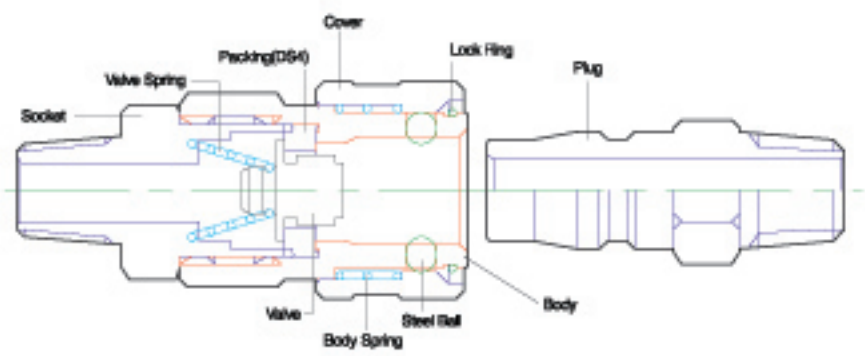

FEATURES

· Ideal for piping of compressed air connections.

SPECIFICATIONS

Applicable Fluid Type	AIR, WATER, OIL	
Material	ZnDC(Chrome-Plated),STEEL,BRASS	
Working Pressure Range	0~150PSI	0~9.9Kg F/cm²(0~990KPa)
Working Temperature Range	32~140° F	0~60°C

PRODUCT CODE DESIGNATION

OSH	20
ⓐⓑⓒ	ⓓ

ⓐ MODEL TYPE

CODE	H	O	B
TYPE	HI COUPLER	ONE-TOUCH COUPLER	BRASS COUPLER

ⓑ CONNECTION TYPE

CODE	S	P
TYPE	SOCKET	PLUG

ⓒ THREAD TYPE

CODE	H	M	F	N
TYPE	HOSE STEM	MALE THREAD	FEMALE THREAD	NUT

ⓓ THREAD SIZE(T)

SIZE	20	30	40	400	600	800	08	10	12
H	9	11	15	15	21	27	-	-	-
M	R1/4	R 3/8	R 1/2	R 1/2	R 3/4	R 1	-	-	-
F	Rc 1/4	Rc 3/8	Rc 1/2	Rc1/2	Rc 3/4	Rc 1			
N	-	-	-	-	-	-	8x5	10x6.5	12x8

HSH

MODEL[T]
Hose Stem
HSH 20
HSH 30
HSH 40
HSH 400
HSH 600
HSH 800

HSM

MODEL[T]
Thread(R)
HSM 20
HSM 30
HSM 40
HSM 400
HSM 600
HSM 800

HSF

MODEL[T]
Thread(Rc)
HSF 20
HSF 30
HSF 40
HSF 400
HSF 600
HSF 800

HPH

MODEL[T]
Hose Stem
HPH 20
HPH 30
HPH 40
HPH 400
HPH 600
HPH 800

HPM

MODEL[T]
Thread(R)
HPM 20
HPM 30
HPM 40
HPM 400
HPM 600
HPM 800

HPF

MODEL[T]
Thread(Rc)
HPF 20
HPF 30
HPF 40
HPF 400
HPF 600
HPF 800

HSN

MODEL[T]
Hose Nut(ØT)
HSN 08
HSN 10
HSN 12

HPN

MODEL[T]
Hose Nut(ØT)
HPN 08
HPN 10
HPN 12

OSH

MODEL[T]
Hose Stem
OSH 20
OSH 30
OSH 40

OSM

MODEL[T]
Thread(R)
OSM 20
OSM 30
OSM 40

OSF

MODEL[T]
Thread(Rc)
OSF 20
OSF 30
OSF 40

OSN

MODEL[T]
Hose Nut(ØT)
OSN 08
OSN 10
OSN 12

BSH

MODEL[T]
Hose Stem
BSH 20
BSH 30
BSH 40

BSM

MODEL[T]
Thread(R)
BSM 20
BSM 30
BSM 40

BSF

MODEL[T]
Thread(Rc)
BSF 20
BSF 30
BSF 40

BPH

MODEL[T]
Hose Stem
BPH 20
BPH 30
BPH 40

BPM

MODEL[T]
Thread(R)
BPM 20
BPM 30
BPM 40

BPF

MODEL[T]
Thread(Rc)
BPF 20
BPF 30
BPF 40

MOLD COUPLER

PRODUCT CODE DESIGNATION

KSH	20
ⓐⓑⓒ	ⓓ

ⓐ MODEL TYPE

CODE	K
TYPE	MOLD COUPLER

ⓑ CONNECTION TYPE

CODE	S	P
TYPE	SOCKET	PLUG

ⓒ THREAD TYPE

CODE	H	M	F
TYPE	HOSE STEM	MALE THREAD	FEMALE THREAD

ⓓ THREAD SIZE(T)

CODE	10	20	30A	30
H	-	8	10	12
M	R1/8	R1/4	-	R3/8
F	Rc1/8	Rc1/4	-	Rc3/8

KSH

MODEL[T]
Hose Stem
KSH 20
KSH 30A
KSH 30

KSM

MODEL[T]
Thread(R)
KSM 10
KSM 20
KSM 30

KSF

MODEL[T]
Thread(Rc)
KSF 20
KSF 30

KPH

MODEL[T]
Hose Stem
KPH 20
KPH 30

KPM

MODEL[T]
Thread(R)
KPM 10
KPM 20
KPM 30

KPF

MODEL[T]
Thread(Rc)
KPF 10
KPF 20
KPF 30

LINE COUPLER

LC 2A

MODEL[T]
Thread(Rc1/4)
LC 2A

LC 3A

MODEL[T]
Thread(Rc1/4)
LC 3A

LC 03

MODEL[T]
Thread(Rc1/4)
LC 03

MEMO

Any Information contained herein may be updated without the prior notification.

JUNE. 2004